
















## FORD ZF E-BRAKE EASY ID CHART - BAAN Powertrain

MODEL	FRONT (Same for Models A, B, C & D)	FLANGE Picture	FLANGE Description	Speedo Picture	Speedo Notes	Ford Tag #'s
#A			U-joint saddle flange		provision for bolt and speedo gear inside	E9TA-2398-AA F5TZ-2598-C
#B			U-joint saddle flange		No bolt hole – cavity closed NO provision for bolt and speedo gear inside	
#C			Flat flange with 4 bolt holes spaced 90° apart		provision for bolt and speedo gear inside	F8US-2598-AA 8575070 6051001042
#D			Flat flange with 4 bolt holes spaced 90° apart		No bolt hole – cavity closed NO provision for bolt and speedo gear inside	F810-2598-BA FT6A-2598-xx
#E			Flat flange with 4 bolt holes spaced 90° apart		NO HOLE for bolt and speedo	3C34-2598-AB